

Learning to Read at Godmanchester Bridge Academy

...with Read, Write, Inc!



Today we will...

- Unpick some of the key terms surrounding the teaching of phonics.
- Find out what we are doing in school.
- Discuss what we expect the children to do at home.
- Discuss other ways you can support your child with their reading.

... relax there is no test at the end!!!

What is Read, Write Inc?

- A phonics program used by schools all over the country, which is closely matched to the National Curriculum.
- Combines many elements of the English curriculum including reading, spelling, sentences work, handwriting, grammar and comprehension.
- We will be teaching phonics 4 times a week for 15 mins to 1 hour a day.
- Small group teaching so every child works at a stage that suits them and with support.
- Regular assessment to regroup children.

“The more you **read**
the more **things** you know.
The more that you **learn**
the more **places** you’ll go.”
-Dr. Seuss

Key Terms

Phonemes – the smallest unit of sound

Cat has 3 phonemes c-a-t

Play has 4 phonemes p-l-a-y

Scream has 5 phonemes s-c-r-ea-m



Graphemes – the letters that represent a sounds

Digraphs- 2 letters make 1 sounds (ai, th, ch, oa...)

Trigraphs- 3 letter make 1 sound (igh, are, air...)

We call these special friends!



Fred talk- Talking in sounds



Fred in your head- Talking in sounds
in your head when reading

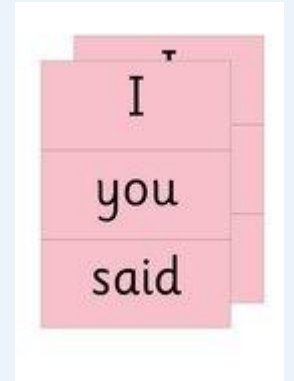


Fred fingers- Sounding out words to spell and
counting the sounds on your fingers



Blending- Staying all the sounds quickly together to read the word

Red words- Words which can't be sounded out using Fred Talk (....for now!)



Green words- Can be sounded out using Fred Talk

Speedy green words- Words the children recognise and can read at speed



Alien/nonsense words- Made up words designed to help children practice using the sounds they know e.g pag, loip



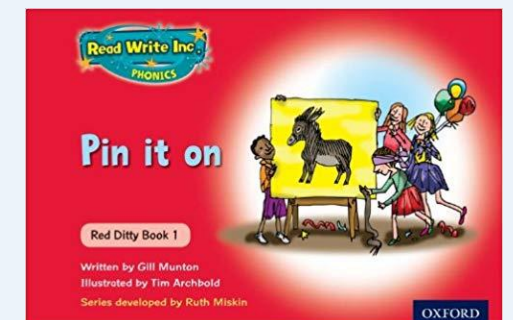
Progression

- In EYFS children begin to learn the set 1 sounds.
- They learn how to write the letter using a picture and a phrase e.g. around the apple and down the leaf.
- Very quickly they will begin to orally blend then read simple words such as mat, sat, pin.
- Once they can do this confidently they move onto reading very simple books called “ditties”



Read Write Inc. Phonics
Speed Sound Cards Set 1

m a s d t
i n p g o
c k u b
f e l h sh r
j v y w
th z ch qu x ng nk



Read Write Inc. Phonics

Speed Sound Cards Set 1

m a s d t

i n p g o

c k u b

f e l h sh r

j v y w

th z ch qu x ng nk

- Throughout the rest of their time in Reception and Year 1 children will continue to learn the sounds in sets.
- First they learn one way to write each of the 44 sounds. (set 1 and 2)
- Then they will learn alternative ways to write the same sounds e.g. oi and oy, ee and ea, ay and ai. (set 3)

Complex Speed Sounds

Consonant sounds

f	l	m	n	r	s	v	z	sh	th	ng
ff	ll	mm	nn	rr	ss	ve	zz	ti		nk
ph	le	mb	kn	wr	se		s	ci		
					c		se			
					ce					

b	c	d	g	h	j	p	qu	t	w	x	y	ch
bb	k	dd	gg		g	pp		tt	wh			tch
	ck				ge							
	ch				dge							

Vowel sounds

a	e	i	o	u	ay	ee	igh	ow
	ea				<u>a</u> -e	y	<u>i</u> -e	<u>o</u> -e
					ai	ea	ie	oa
						e	i	o
							y	

oo	oo	ar	or	air	ir	ou	oy	ire	ear	ure
<u>o</u> -e			oor	are	ur	ow	oi			
ue			ore		er					
ew			aw							
			au							

Set 2

ay



ee



igh



ow



oo



oo



ar



or



air



ir



ou



oy



Set 3

ea oi a-e i-e ai


o-a o-e ue

aw are ur er

ow ew ire ear ure

Progression

- As children learn more and more sounds they progress through the books which match very carefully to the sounds they are being taught.
- Children read the book 3 times during the week. Once to learn to read the words. Then to understand the story and answer questions about it. The third and final read is to practice reading with expression.
- This process of reading the story over and over again is vital in getting the children to be fluent readers!
- The children also do writing activities linked to each book during the sessions.



Help at Home

- Read a range of books with your child to inspire a love of reading
- Play games: I-spy, “Put on your c-oa-t”, phonics treasure hunts etc
- Online games and Apps – phonics play, ICT games, Reading Eggs
- Visit the library
- <https://ruthmiskin.com/en/find-out-more/parents/>



Saying the sounds

YouTube GB Search

Read Write Inc.
Phonics

How to say the sounds



0:06 / 2:48

Information for Parents: How to say the sounds

Ruth Miskin Training

Subscribe 3K

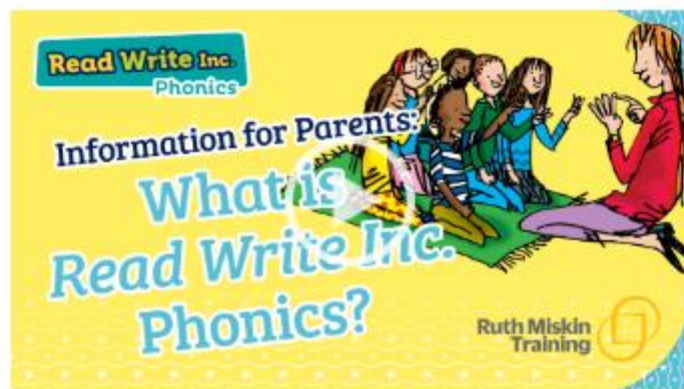
74,146 views

Read Write Inc. Phonics – information for parents

Our films show how we teach children to read and write with Read Write Inc. Phonics.

If your child is in a Read Write Inc. school or if you have bought a parent pack, the films will help you and your child practise together at home.

If you have a question for us, please get in touch via our [Facebook](#) and [Twitter](#) pages.



Reading at Home

Each week we will give your child 2 or 3 books in their book bag/wallet.

Every week an adult in school will change the books they have read.

We will only know they have been read if you write in the yellow reading diary. A supportive 'well done' is great, or feel free to make more detailed notes of any words or sounds to revisit.

Please read the books more than once, this is how children learn to speedy read.

It helps us with our time in school if you return them on the correct day.

EYFS- Wednesday, Thursday or Friday

Year 1- Wednesday

Black and White Read Write Inc Books

These are specific to the group the child is in for phonics.

The group leader will hand these out for children to read their story at home again.

Please keep them in book bags so we can get them back for the next group.

Year One Phonics Screening Check

Our phonics program thoroughly prepares our pupils for the Year One phonics screening check.

This very quick assessment checks the children can apply what they have learnt in their phonics lessons to read a range of nonsenses and real words.

Last year we had a pass rate of 96% (national 82%).

This will take place in the Summer Term.

Final Thoughts

- It is not a race through the colours. It is a repetitive program, but it works for that reason.
- Please looks after and return resources for the next child/group.
- Speak to us anytime.
- Thank you for taking the time to support your child.

