



Hinchingsbrooke School

Inspiring excellence Fulfilling potential




Hinchingsbrooke Transition Year 6 Get Ahead Booklet

Summer 2018



Part of the ACES Academies Trust



Hello!

On behalf of the Year 7 team, welcome to Hinchingbrooke School! We hope you will enjoy your time here and that you are ready to take advantage of all that our school has to offer.

The more you put in to life at Hinchingbrooke, the more you will get back from it. We want you to feel ready and prepared for secondary school life and as part of this, we would like you to complete a few tasks between now and September.

These tasks will help you to prepare for some of your new lessons and introduce you to some of the topics you will be studying.

Your teachers for English, Maths, Science, History and Geography will ask to see this work in your first week and you will stick it in to your new exercise books so please complete all work on paper and keep it safe until September. You can produce work by hand or do it on a computer and print it out.

If you have any questions about the tasks you can email lowerschool@hinchbk.cambs.sch.uk or alternatively ask any

of our teachers when they come to visit. You will also meet some teachers on Taster Day so could ask questions then too.

To help us to get to know you better, we would also like you to complete a couple more tasks over the summer holidays, which you will need to bring with you on your first day in September:

“All About Me Capsule”

On your first day in September bring a shoebox or equivalent with your name and form group written clearly on it. Inside place a few things that tell people about you. You could also decorate the box if you wish. Please make sure you do not place anything valuable in the box or anything that you do not wish to risk being lost or damaged.

We will be using these boxes as part of a form time activity and House Points will be awarded for the best boxes



“Best of Me” folder

Compile a folder or set of sheets with an example of your best work including a creative subject. This can be work produced for these get Ahead tasks or may be something you produced in Year 6. During your first lessons in each of your new subjects your teacher will ask you to stick this work in your exercise book or portfolio. Your teacher can then look at this work to give them an idea of what you are capable of.

Again, if you have any questions you can speak to your Form Tutor or any of the Lower School team on Taster Day.

English

These tasks will help to prepare you for your Year 7 English by focusing on reading and writing skills you will use in lessons

Summer Reading Challenge

Read at least 3 books from the following:

- A book you own but haven't read
- A book that was made into a movie
- A book you pick solely for the cover
 - A book your friend loves
 - A book with a colour in the title
 - A book you loved...read it again
 - A book based on a true story
- A book with a Lion, Witch or Wardrobe
- A book by an author you have read before
 - A book published this year
 - A book of poems
- A book that is more than 10 years old
- A book "everyone" but you has read
 - A Diary
- A book with a cat on the cover
- A book your parents read when they were your age
 - A book that is first in a series
- A book that takes place in another country

A book with someone's name in the title

A book that you think looks boring

Book Review

You might like to use the book review template below or design your own to tell us what you thought of the books you read over the summer. In September, we would love to produce a display of your amazing reviews, so be creative!

<p>Book review by: _____</p> <p>Title: _____</p> <p>Author _____</p> <p>Non fiction <input type="checkbox"/> Fiction <input type="checkbox"/></p>	<p>Would you/would you not recommend the book? Why?</p> <p>Rating: ☆☆☆☆☆</p>
<p>What's the book about?</p>	<p>Who would this book be suitable for? Age/interests?</p>
<p style="text-align: center;">Book Illustration</p>	

Writing

Complete at least one of the following tasks:







- Write a **review** of one of the books you have read for the Reading Challenge
 - Keep a **diary** for a week
 - Creative Writing. Write either:

An **acrostic poem** OR

A **short story** (no more than 1 side of A4)

Your poem or story should be entitled either '**LEAVING**' or '**NEW BEGINNINGS**'

What will I study in Year 7 English?

	Term 1		Term 2		Term 3	
Year 7	<p>Myths/ Legends & Beowulf</p> <p>Writing task: Create your own myth</p> 	<p>The Arthurian Legend</p> <p>Writing task: Screenplay for new Merlin episode</p> 	<p>Shakespearean Comedy</p> <p>Reading task: 'How he made them laugh'. How does Shakespeare create humour in his comedies?</p> 	<p>The Romantics</p> <p>Reading task: 'From Daffodils to the Guillotine': the Romantic Poets and the French Revolution</p> 	<p>Victorian Monsters</p> <p>1. Writing task: HBK Horror! Create and describe your own Gothic ghoul</p>  <p>2. Speaking task (role play): Interview with Jekyll to show his split personality</p>	<p>Sherlock Holmes</p> <p>Writing task: Continuing Conan! Write a Sherlock style narrative in the style of Arthur Conan Doyle</p> 

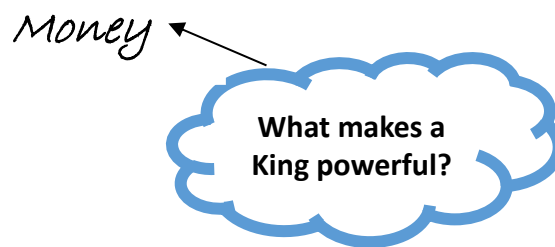
History

King Canute

In 1016, the Danish (or Viking) King Sweyn died and his son Canute became King. Canute became king of England, Denmark, Norway and southern Sweden. Canute brought peace and prosperity to England. He supplied a firm, fair government and maintained an army. Canute said: "I have vowed to God to govern my kingdoms with equity and to act fairly in all things". Although he was a Dane (a Viking), Canute tried to please the English people he was ruling and did everything he could to bring the English people and the Danes together in harmony. He even chose Englishmen for the Church and for his court. Two of his sons succeeded him as kings in 1035 and 1042: Harold I, known as Harefoot, and Harthacanute.

Using your own research and the information above, complete the following tasks:

1. Add as many different points as you can to the spider diagram below. One has been done for you.



2. Using information from the paragraph above, write an answer to the following question.

"Why was King Canute powerful?" (You can use the sentences below if you get stuck)

King Canute was a powerful ruler.

For example he...

This made him powerful because...

He also ...

This gave him power because...







3. Using books or the web, research and explain one interesting fact about King Canute.

I found out that...

WANT TO IMPRESS?

You could begin by visiting this website (<http://www.historyextra.com/article/bbc-history-magazine/8-things-you-probably-didn%E2%80%99t-know-about-king-cnut-viking>) and could display your fact creatively as a poster!

What will I study in Year 7 History?

Year 7	Term 1		Term 2		Term 3	
	Norman Conquest	Medieval Middleswell	Wars of the Roses	The Tudors	Civil War and Revolution	Industrial Revolution
						

If you would like to find out more about History at Hinchingbrooke, please use the link below to access our department website.

<http://www.hinchingbrookeschool.co.uk/history/year7and8%20history.htm>

Geography

These tasks will help to prepare you for your Year 7 Geography lessons by focusing on knowledge and skills you will use in lessons.

Task: Mapping the location of volcanoes.

You should complete this task on one piece of A4 plain paper. You could complete this work on the computer, but it is not essential! To see an example of this work, use the link at the bottom of this page.







1. Add a title to your work: Mapping the location of volcanoes.
2. Add a world map to your work.
3. Find out where the following volcanoes are located and put a dot to show their location on your world map: Mount St Helens, Mount Vesuvius, Mount Etna, Mount Pinatubo, Eyjafjallajökull, Nevado del Ruiz, Soufrière Hills, Popocatépetl, Cotopaxi and Mount Nyiragongo.
4. Around the edge of your map, add a 'fact file' box for each volcano. Each box should include;
 - The **name** of the volcano
 - Which **continent** it is in
 - Which **country** it is in
 - The last time it **erupted**
5. Add an arrow to connect the dot on the map to the volcano's fact file box.

Taking it further...

For an extra level of challenge, you **could** complete research about the Yellowstone supervolcano and answer the questions below;

1. Where is the Yellowstone supervolcano located?
2. How does a supervolcano look different to a normal volcano?
3. How often do supervolcanoes (e.g. Yellowstone supervolcano) erupt?
4. What would be the likely effects if a supervolcano erupted?

What will I study in Year 7 Geography?

	Term 1		Term 2		Term 3	
Year 7	Earthquakes and Volcanoes	Japan	Energy and Sustainability	Brazil	Geographical Skills	Coasts and Tourism
						

If you need any help with this work, or would like to find out more about Geography at Hinchingbrooke, please use the link below to access our department website. There is a specific page for Year 6 Transition Work.

<http://www.hinchingbrookeschool.co.uk/geography/geography.html>

Science



If you wanted to build a Lego house, you would use lots of different pieces: roof tiles, doors, window and plain bricks. When you put them together you can make something amazing!

Living animals and plants are just like Lego houses; they are made of lots of smaller pieces which, when put together, make something amazing. But what are living things made of?



They are made of cells!



These are human cheek cells – you will get to see these under the microscope when you come to Hinchingsbrooke in Year 7.

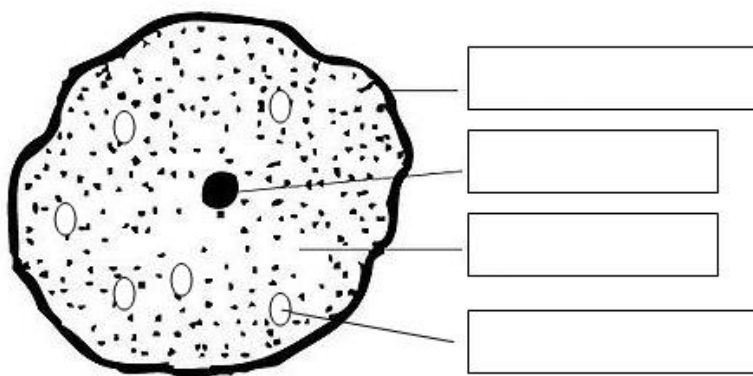
Find out more about animal cells.

You are made of cells, so you are going to find out why they are so important. Below are three tasks: bronze, silver and gold. Everyone needs to do the bronze task. You can then choose to move onto silver, or to complete all three tasks. If you complete the gold task, take a picture of your work and e-mail it to me: eco@hinchbk.cambs.sch.uk. The best will win a small prize when you start in Year 7.

Bronze task:

Label the diagram of the animal cell.

Animal cell



Nucleus

cell membrane

cytoplasm

mitochondria

Silver task:

Research what each of these four things do. Be careful not to make your answer too complicated; use KS2 or KS3 websites.

Part of the cell	What it does
Nucleus	
Cell membrane	
Cytoplasm	
Mitochondria	

Gold task:

Make a 3-D model of an animal cell and label the four parts you have investigated above.

Maths

The following tasks have been chosen to help you develop your problem solving skills and resilience. We want our students at Hinchingsbrooke to not only be able to ‘do the maths’ but to start building on deeper thinking responses by learning to explain the reasoning behind their thinking. In other words, it can be easy to get the right answer but can you explain why and continue to experiment and form systems and patterns within your working?

TASK 1: Using written methods and jottings or real money have a go at answering the following questions.



1. If I give you a stack of 2p coins and a stack of 5p coins, which totals can you make? Write down any answers you come up with below. Do you have a system for writing the possibilities down?

_____	_____	_____	_____
_____	_____	_____	_____
_____	_____	_____	_____
_____	_____	_____	_____
_____	_____	_____	_____
_____	_____	_____	_____
_____	_____	_____	_____
_____	_____	_____	_____
_____	_____	_____	_____
_____	_____	_____	_____
_____	_____	_____	_____
_____	_____	_____	_____
_____	_____	_____	_____
_____	_____	_____	_____
_____	_____	_____	_____

2. Are there any totals that you can't make? If so, write them down...

_____	_____	_____	_____
-------	-------	-------	-------

I think you can't make these numbers because _____

TASK 2: Read about the following situation and answer the questions that follow.

On the planet 'SevenThree' the local Aliens use a currency based on 7p and 3p coins.



1. a) What totals can they make?

_____	_____	_____	_____
_____	_____	_____	_____
_____	_____	_____	_____
_____	_____	_____	_____

b) What totals can they not make?

_____	_____	_____	_____
_____	_____	_____	_____

I think they cannot make these totals because _____

2. The Aliens on planet 'SevenFive' use 7p and 5p coins. What totals can they not make?

a) What totals can they make?

_____	_____	_____	_____
_____	_____	_____	_____
_____	_____	_____	_____
_____	_____	_____	_____

b) What totals can they not make?

_____	_____	_____	_____
_____	_____	_____	_____



Below are a number of extension tasks you can complete to impress your new Maths teacher.
Complete as many as you can!

Extension 1

- a) Why would the currency on planet 'SevenFourteen' be less interesting?

Extension 2

- a) Come up with your own 'Seven...' planet and design a poster encouraging people to visit it.

Extension 3

- a) Visit 2 websites to practice your numeracy skills by playing games.

Some suggestions would be:

<https://mathsframe.co.uk/en/resources/resource/37>

<https://mathsframe.co.uk/en/resources/resource/328/Simplify-Fractions>

<https://mathsframe.co.uk/en/resources/resource/225/ratio-and-scaling-numbers-word-problems>