



**Ruth Miskin
Training**



**Parent Meeting
Introduction to Read Write Inc.**

Reading changes everything

Teach a child to read and keep that child reading and we will change everything.

And I mean everything.


Jeanette Winterson

Who is Read Write Inc. for?

Read Write Inc. Phonics

Black Hat Bob


Set 1 Story 5
a e i o u



Story by Gill Munton
Illustrated by Tim Archbold
Series developed by Ruth Miskin

OXFORD

Black Hat Bob



Black Hat Bob
is on his ship.

This is his peg leg.

8

Read Write Inc. Fresh Start



Module 3 Big Malc

Name: _____

Series developed by Ruth Miskin

OXFORD

- 3 Quick as a flash, Big Malc grabs a Jon-Z DVD and runs off. He runs to Snatch Smith's flat. (Snatch Smith is his best pal.)



"Look at this, Snatch," he brags.

- 4 Big Malc and Snatch look in the DVD box.



"But it's empty!" says Big Malc.

"All the DVD boxes in shops are empty!" says Snatch. "The DVDs are kept in the back!"

"Why's that, then?" says Big Malc.

"So that they don't get nicked!" says Snatch.

- 5 And then, last spring, Big Malc did all that stuff with the choccy eggs.

(He got them off the back of a lorry. A hundred choccy eggs in pink boxes with ribbons on. He is planning to sell them.)



Read Write Inc. Phonics daily lessons

m ay ea

mat
sleep
purse



Progress groups

- Group children by phonic stages.
- Teach to the group's challenge level.
- Re-assess all children every half term.

One-to-one tutoring – ‘keep up, not catch up!’



What is phonics?

Sounds

mat

ship

Graphemes

*demonstrate, containing, roamed, trivial,
injured, whimper*

English alphabetic code

- 44 sounds
- 26 letters
- Over 150+ graphemes (letter combinations)

One of the most complex alphabetic codes in the world.

Speed Sounds Set 1 and Set 2

Consonant sounds – stretchy

f	l	m	n	r	s	v	z	sh	th	ng
										nk

Consonant sounds – bouncy

b	c	d	g	h	j	p	qu	t	w	x	y	ch
	k											

Vowel sounds – bouncy

a	e	i	o	u	ay	ee	igh	ow
---	---	---	---	---	----	----	-----	----

Vowel sounds – stretchy

Vowel sounds – stretchy


oo	oo	ar	or	air	ir	ou	oy
----	----	----	----	-----	----	----	----

Pure Sounds (ruthmiskin.com)

Sound pronunciation guide



'Same, same!'



Teach something new...review, review review!

Consonant sounds – stretchy

f	l	m	n	r	s	v	z	sh	th	ng
										nk

Consonant sounds – bouncy

b	c	d	g	h	j	p	qu	t	w	x	y	ch
	k											

Vowel sounds – bouncy

a	e	i	o	u
---	---	---	---	---

Vowel sounds – stretchy

ay	ee	igh	ow
----	----	-----	----

Vowel sounds – stretchy

oo	oo	ar	or	air	ir	ou	oy
----	----	----	----	-----	----	----	----

Teaching letter formation

Handwriting phrases for helping your child to form letters

This works best if your child practises for a short time every day.

1. Show the picture side and air-write as you say the phrase.
2. Ask your child to practise in the air with you.
3. Using a sharp pencil and sat at a table, encourage your child to have a go.
4. Praise your child for their efforts.

m Maisie, mountain, mountain
a round the apple, down the leaf
s slither down the snake
d round his bottom, up his tall neck and down to his feet
t down the tower, across the tower
i down the body, dot for the head
n down Nobby, over his net
p down the plait and over the pirate's face
g round her face, down her hair and give her a curl



Speed Sounds Set 3

Consonant sounds

f	l	m	n	r	s	v	z	sh	th	ng
ff	ll	mm	nn	rr	ss	ve	zz	ti		nk
ph	le	mb	kn	wr	se		s	ci		
					c		se			
					ce					

b	c	d	g	h	j	p	qu	t	w	x	y	ch
bb	k	dd	gg		g	pp		tt	wh			tch
	ck				ge							
	ch				dge							

Vowel sounds

a	e	i	o	u	ay	ee	igh	ow
	ea				<u>a-e</u>	<u>e-e</u>	<u>i-e</u>	<u>o-e</u>
					ai	y	ie	oa
						ea	i	o
						e	y	

oo	oo	ar	or	air	ir	ou	oy	ire	ear	ure
<u>u-e</u>			oor	are	ur	ow	oi			
ue			ore		er					
ew			aw							
			au							

Picture Phrases

ay



may I play?

2. day, play, may, way, lay, say, tray, spray

aw




yawn at dawn

3. saw, raw, law, straw, dawn, paw,
crawl, jaw, claw, yawn

Meet Fred



Sounds + blending = word reading



sat

Fred Talk routine

1. Say the word in sounds e.g. c-a-t.
2. Ask the child to repeat.

Can they 'jump-in' with the whole word?

3. Say the word in sounds followed by the whole word e.g. c-a-t, cat.
4. Ask the child to repeat.



Fred talk throughout the day

Shall we have some **l-u-n-ch**?

What would you like to **p-l-ay**?

Let's put on your **c-o-a-t**.



Reading with Fred Talk

m

a

t

mat

Sound blending books



bed

10

leg

11

What can I do?

1. Speak like Fred throughout the day.
2. Play Fred games.
3. Use Fred Talk to read words.

The sooner your child can orally blend, the sooner they will be able to read words.

Three reads



Pin it on

Introduction
In this story, some children are playing a game called 'Pin the tail on the donkey'. They are blindfolded, and need to attach the tail to the right place. Let's see how they do!

pin it on

not on its leg

4

"Snatchosaurus is a very dangerous dinosaur," she said.
 "So it's obvious! We need to find an *even more* dangerous dinosaur to catch him!"

"But where can we find a dinosaur like that?" asked Stegosaurus, cautiously.

"We will make one!" came the reply.

So they got out their scissors, and their pencils, and their paper, and their card, and their paints, and their sticky tape ... and they made ... a Catchasnatchosaurus!
 And the famous Snatchosaurus was never seen again!

15

'Special Friends', 'Fred Talk'

1.6

ship

Black Hat Bob

Black Hat Bob
is on his ship.

This is his peg leg.



Red Words

I

said

This is Red Hat Rob.



“I will grab that cash box,” he said.


Three reads

Accuracy

Fluency

Comprehension

Which books will children bring home?



 Read Write Inc. Phonics eBook Library

Home

Welcome to the Read Write Inc. Phonics eBook Library.

Here you'll find eBooks of the core Storybooks for Read Write Inc. Phonics, from the Sound Blending books to Grey level. There are also two non-fiction eBooks for each level, from Green to Grey. Click the resources tab to explore the collection, or download our [overview chart](#) for a full list.

You can assign these eBooks for pupils to read at home after the 'third read' of the book in class.

Ready to get started? Find out how to [set up individual student logins](#) and more on our [support site](#).

Not subscribed yet? Find out how to [subscribe to the Read Write Inc. Phonics eBook Library](#).



What can I do?

Ask your child to read the sounds and words before they read the story.

They will enjoy teaching you to read these words too.

Speed Sounds

Consonants Ask children to say the sounds.

f	l	m	n	r	s	v	z	sh	th	ng
ff	ll		nn	rr	ss	ve	zz			nk
	le		kn			s				

b	c	d	g	h	j	p	qu	t	w	x	y	ch
bb	k	dd	gg			pp		tt	wh			tch
	ck											

Each box contains one sound but sometimes more than one grapheme.
Focus graphemes for this story are circled.

4

Story Green Words

Ask children to read the words first in Fred Talk and then say the word.

Sanjay Miss Hay ill cup tray ring

Ask children to say the syllables and then read the whole word.

animal o'clock okay Stingray

Ask children to read the root first and then the whole word with the suffix.

play → played egg → eggs

6

Red Words

Ask children to practise reading the words across the rows, down the columns and in and out of order clearly and quickly.

of	are	said	you
all	no	he	call
we	put	your	to
want	I've	she	go

7

What can I do?

When your child reads the story, encourage them to read the word in Fred Talk if they hesitate or read it incorrectly.

Praise them when they succeed.

What can I do?

Read back each sentence or page to keep the plot moving.

Your child's energy is going into reading the words not the story.

What can I do?

1. Avoid reading the story to them first.
2. Avoid asking your child to guess a word by looking the pictures.
3. Try not to become irritable if your child ever struggles!

Keep smiling!

Teach spelling using Fred Fingers



Virtual Classroom films



How do I use the Virtual Classroom?

1. Set aside 10 minutes to watch a film with your child each day.
2. Find a quiet space for your child to watch the film on a laptop or tablet.
3. Praise your child as they join in with the lesson – make it fun!

The more they practise using these films, the quicker they'll learn to read.

What can I do?

1. Use pure sounds rather than letter names.
2. Use Fred Talk to help your child to read and spell words.
3. Listen to your child read their Storybook every day.
4. Watch the Virtual Classroom films together.
5. Read stories to your child every day.

Free Video Tutorials (ruthmiskin.com)

Back

Parents

AAA

Read Write Inc. Phonics - Learning to read at home

Parents films

The films below show parents and carers how we teach children to read and write with *Read Write Inc. Phonics*.

If your child is in a school that teaches *Read Write Inc.* or if you have bought a parent pack, the films will help you and your child practise together at home.

If you have a question for us, please get in touch via our [Facebook](#) or [Twitter](#) pages and subscribe to our [YouTube](#) channel.



Online resources available

Ruth Miskin Parents' Page:

<https://www.ruthmiskin.com/parents/>

Ruth Miskin Facebook:

<https://www.facebook.com/miskin.education>

Free e-books for home reading:

<http://www.oxfordowl.co.uk/Reading/>

Any questions?



Reading feeds the imagination, it expands horizons and offers new and exciting ways of seeing and making sense of our lives and of the world around us.

Michael Morpurgo